

Scaled data based on original data using  
LM-79-08 Approved Method: Electrical and Photometric Measurements of Solid-  
State Lighting Products

Test Report Prepared for  
Cooper Lighting Solutions  
(formerly Eaton)

Brand: STREETWORKS

Report Number: P450310

Luminaire Tested: **GLAN-SA1A-760-U-AFL**

Issue Date: 1/4/2021

**Test Information**

Test Method: LM-79-08  
Report Number: P450310  
TEST IS SCALED FROM IESNA LM-79-08 TEST DATA (G3-2011-042-24)  
Test Lab: INNOVATION CENTER  
Issue Date: 1/4/2021  
Manufacturer: COOPER LIGHTING SOLUTIONS (FORMERLY EATON)  
Product Line: STREETWORKS  
Catalog Number: GLAN-SA1A-760-U-AFL  
Description: GALLEON AREA AND ROADWAY LUMINAIRE  
(1) 70 CRI, 5700K, 615mA LIGHTSQUARE WITH 16 LEDS AND AUTOMOTIVE  
FRONTLINE OPTICS  
Light Source: -  
Ballast/Driver: ELECTRONIC DRIVER

**Summary**

Lumens per Lamp: N/A  
Luminaire Lumens: 4673 lumens  
Efficiency: N/A  
Efficacy: 141.6 lumens/watt  
Luminous Opening: Rectangular (W 0.5' x L: 0.5' x H: 0')  
IES Classification: Type II - Short  
BUG Rating: B1 - U0 - G1

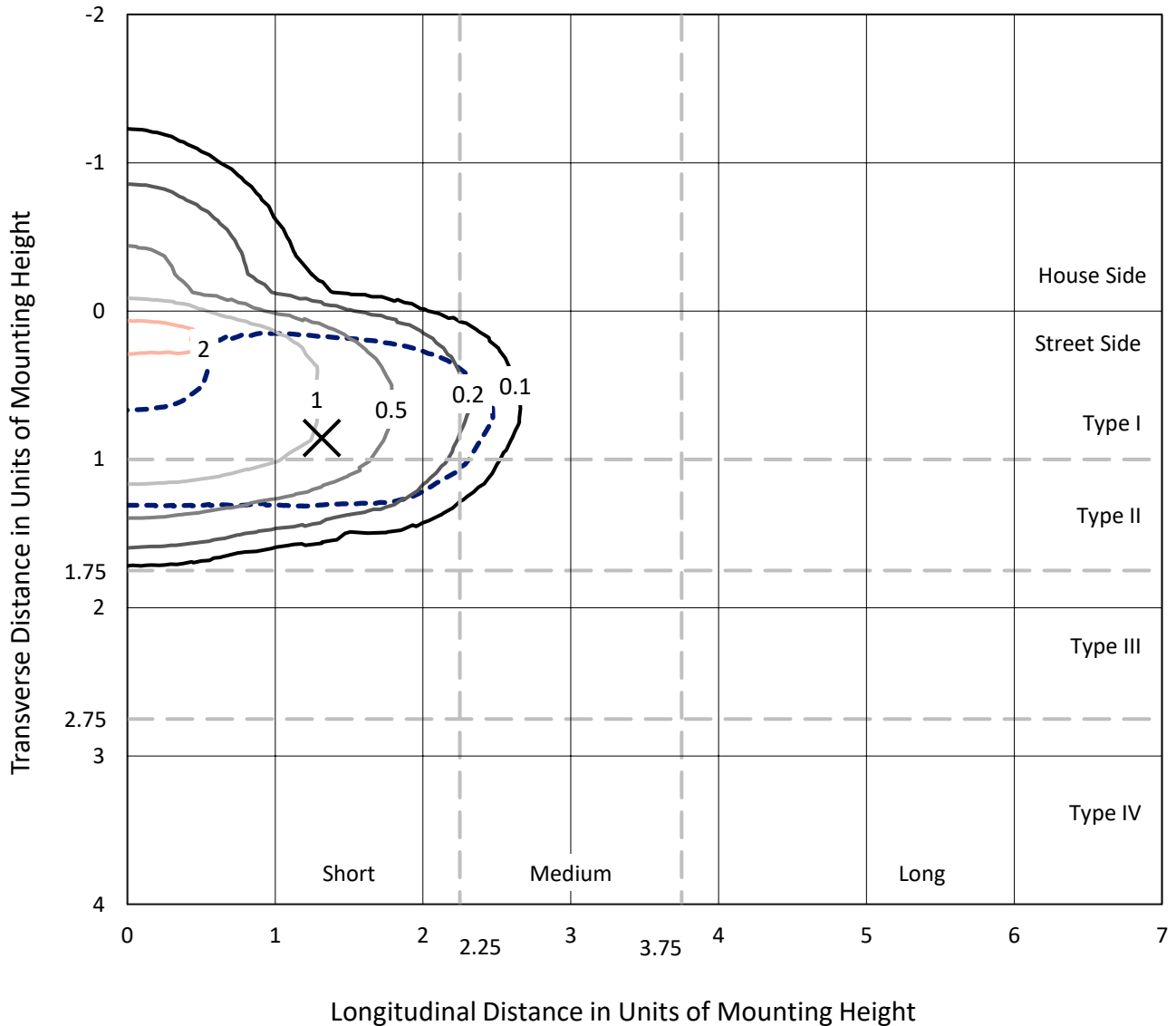
Input Watts (W): 33  
Input Voltage (V): NR  
Input Current (A<sub>in</sub>): NR  
Voltage Rise (V): NR  
Power Factor: NR  
Total Harmonic Distortion (THDi): NR  
Frequency (hertz): 60  
Stabilization Time: NR  
Operation Time: NR  
Ambient Temperature (°C): NR  
Test Distance: 24 FT



REPORT NUMBER: P450310  
 CATALOG NUMBER: GLAN-SA1A-760-U-AFL

### Iso-Footcandle Lines of Horizontal Illumination

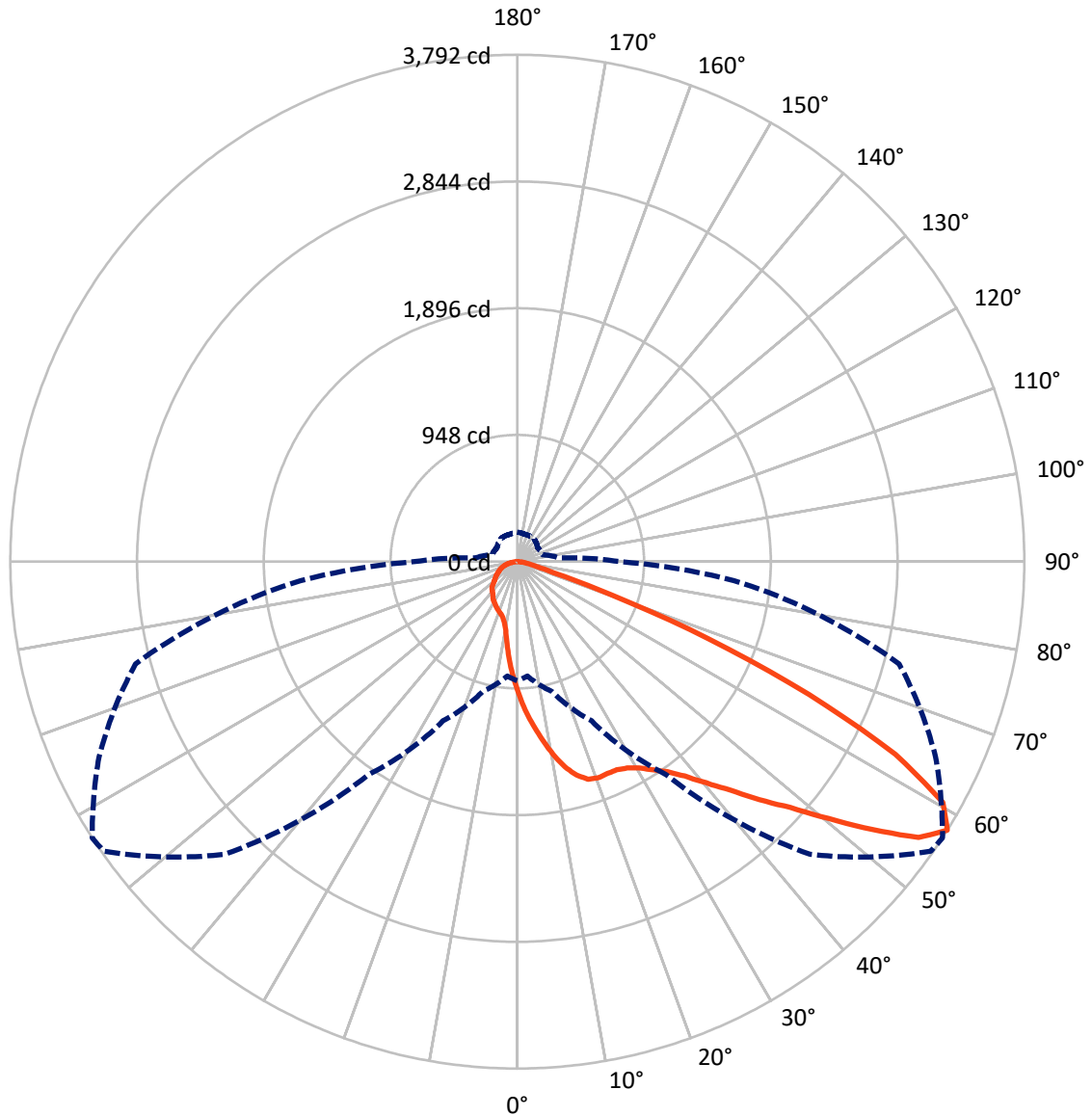
× Max cd  
 - - - 1/2 Max cd



Based on 25 foot mounting height. Maximum calculated value = 2.4 fc  
 Type II - Short - N/A

REPORT NUMBER: P450310  
CATALOG NUMBER: GLAN-SA1A-760-U-AFL

### Luminous Intensity Polar Plot



— Vertical Plane Through 57-Deg Lateral      - - - Horizontal Cone Through 57.5-Deg Vertical

REPORT NUMBER: P450310

CATALOG NUMBER: GLAN-SA1A-760-U-AFL

**FLUX DISTRIBUTION:**

		Downward	Upward	Total
<b>House Side</b>	Lumens	710.6	0.0	710.6
	% Fixture	15.2	0.0	15.2
<b>Street Side</b>	Lumens	3962.4	0.0	3962.4
	% Fixture	84.8	0.0	84.8
<b>Total</b>	Lumens	4673.0	0.0	4673.0
	% Fixture	100.0	0.0	100.0

**ZONAL LUMENS:**

Zone	Lumens	% Fixture
0°-10°	94.4	2.0
10°-20°	278.1	6.0
20°-30°	461.7	9.9
30°-40°	695.5	14.9
40°-50°	1044.3	22.3
50°-60°	1170.5	25.0
60°-70°	685.0	14.7
70°-80°	202.6	4.3
80°-90°	41.0	0.9
90°-100°	0.0	0.0
100°-110°	0.0	0.0
110°-120°	0.0	0.0
120°-130°	0.0	0.0
130°-140°	0.0	0.0
140°-150°	0.0	0.0
150°-160°	0.0	0.0
160°-170°	0.0	0.0
170°-180°	0.0	0.0
0°-90°	4673.0	100.0
0°-180°	4673.0	100.0

**Coefficient of Utilization**



REPORT NUMBER: P450310

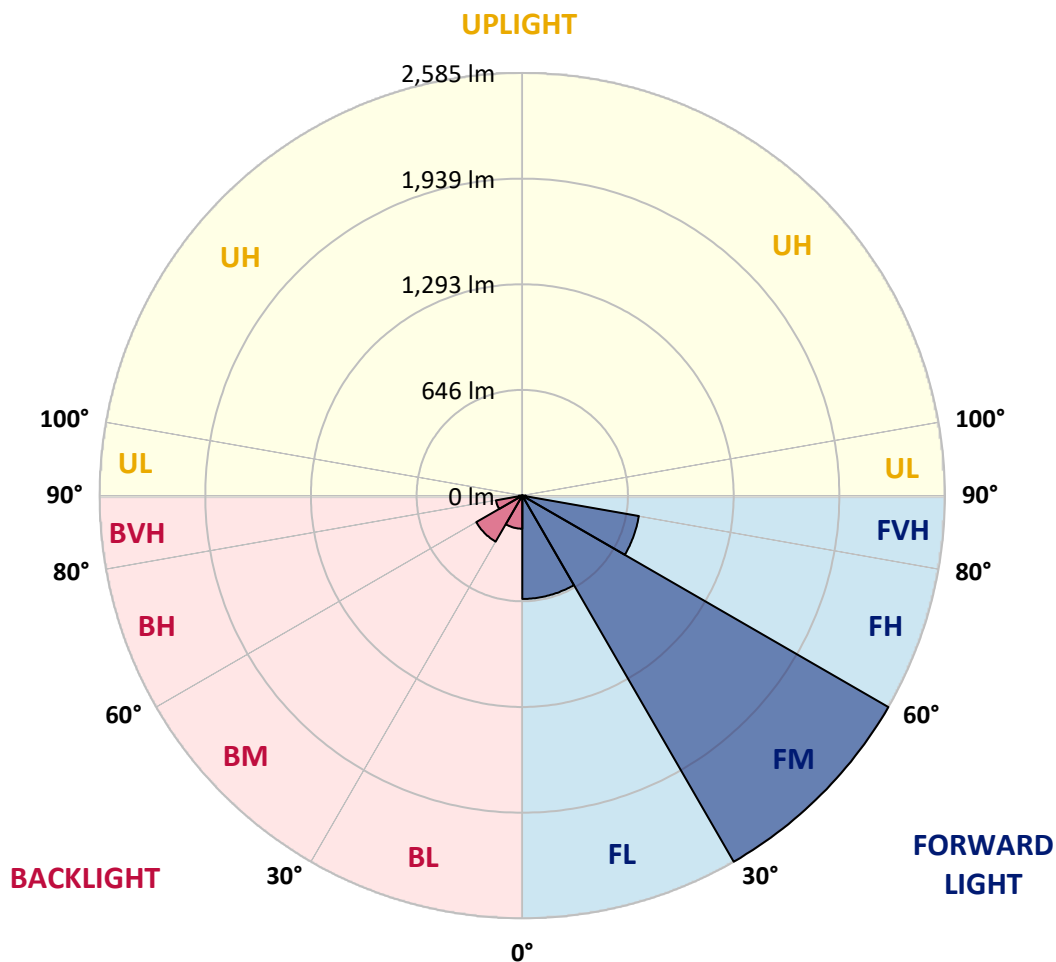
CATALOG NUMBER: GLAN-SA1A-760-U-AFL

**LUMINAIRE CLASSIFICATION SYSTEM LUMEN TABLE AND BUG RATING:**

Zone		Lumens	% Fixture	Zone Rating/Lumen Limit		
				B	U	G
FL	(0°-30°)	631.7	13.5			
FM	(30°-60°)	2585.3	55.3			
FH	(60°-80°)	724.1	15.5			G1/1800
FVH	(80°-90°)	21.2	0.5			G1/100
BL	(0°-30°)	202.5	4.3	B1/500		
BM	(30°-60°)	324.9	7.0	B1/1000		
BH	(60°-80°)	163.5	3.5	B1/500		G1/500
BVH	(80°-90°)	19.7	0.4			G1/100
UL	(90°-100°)	0.0	0.0		U0/0	
UH	(100°-180°)	0.0	0.0		U0/0	

**BUG Rating: B1-U0-G1**

Type II Short





REPORT NUMBER: P450310

CATALOG NUMBER: GLAN-SA1A-760-U-AFL

**CANDELA DISTRIBUTION (FULL):**

	0°	5°	15°	25°	35°	45°	55°	57°	65°	75°	85°
0°	981.7	981.7	981.7	981.7	981.7	981.7	981.7	981.7	981.7	981.7	981.7
2.5°	1219.9	1206.6	1196.1	1186.9	1174.9	1142.4	1109.9	1109.4	1083.6	1043.6	1002.7
5°	1418.6	1400.7	1403.0	1374.4	1345.7	1298.7	1229.9	1226.3	1171.3	1096.6	1020.6
7.5°	1548.1	1548.3	1541.2	1524.8	1493.8	1440.4	1362.4	1344.7	1268.2	1154.9	1041.1
10°	1541.4	1548.3	1560.4	1574.4	1583.9	1557.5	1486.4	1464.9	1365.4	1225.5	1063.9
12.5°	1452.9	1463.7	1480.8	1516.1	1573.1	1616.6	1592.3	1574.9	1478.0	1295.9	1088.9
15°	1397.7	1404.1	1413.5	1437.3	1498.7	1602.8	1665.7	1656.5	1584.1	1375.4	1117.1
17.5°	1380.8	1387.2	1390.2	1404.8	1448.6	1555.2	1694.6	1711.0	1678.3	1448.6	1145.5
20°	1397.7	1400.7	1400.7	1409.4	1443.7	1527.4	1693.4	1726.4	1755.5	1536.3	1172.1
22.5°	1441.9	1443.2	1441.4	1444.5	1470.1	1535.0	1681.3	1722.3	1817.9	1610.7	1192.8
25°	1513.8	1515.8	1504.1	1496.9	1515.6	1568.8	1688.0	1725.6	1866.8	1681.9	1206.6
27.5°	1595.4	1598.0	1583.6	1567.0	1575.7	1610.5	1714.1	1747.9	1903.4	1751.9	1215.3
30°	1695.4	1696.4	1672.4	1652.4	1646.8	1672.6	1758.6	1790.1	1948.9	1834.6	1228.3
32.5°	1797.7	1805.4	1774.5	1746.3	1736.9	1744.8	1824.3	1854.8	2003.1	1923.3	1249.3
35°	1936.9	1938.2	1901.1	1866.8	1835.6	1845.8	1908.5	1930.5	2078.1	2025.9	1279.0
37.5°	2110.6	2122.3	2071.2	2007.2	1968.9	1954.0	2010.3	2034.3	2183.2	2151.8	1323.7
40°	2303.4	2307.8	2264.0	2224.1	2154.1	2111.1	2150.0	2176.1	2312.9	2301.9	1375.7
42.5°	2424.7	2434.2	2437.5	2433.4	2380.7	2308.6	2323.4	2335.7	2466.4	2442.8	1428.9
45°	2465.6	2479.7	2527.3	2628.0	2633.7	2562.6	2528.0	2539.8	2633.7	2585.1	1479.8
47.5°	2397.8	2421.9	2509.6	2716.3	2871.1	2876.4	2772.3	2746.5	2786.1	2703.0	1516.6
50°	2222.6	2227.7	2362.0	2661.3	2982.3	3176.5	3068.8	3020.7	2930.9	2790.2	1541.9
52.5°	1951.5	1957.3	2069.9	2405.8	2913.8	3386.2	3415.6	3329.7	3078.0	2858.0	1558.6
55°	1448.6	1482.6	1606.4	1931.0	2588.9	3366.5	3691.4	3642.5	3255.8	2911.7	1584.7
57.5°	890.7	859.5	1006.3	1313.8	1947.1	3095.9	3776.6	3792.4	3451.5	2956.7	1628.4
60°	409.8	415.9	476.5	677.6	1186.9	2421.9	3557.1	3657.4	3559.7	2955.2	1639.4
62.5°	282.4	276.8	261.4	297.5	541.3	1531.7	3004.6	3174.4	3342.7	2863.4	1595.7
65°	252.5	246.8	217.2	207.2	248.6	667.6	2184.2	2398.6	2814.5	2631.6	1486.7
67.5°	235.8	228.2	197.5	178.0	177.5	265.8	1287.9	1546.0	2087.5	2224.9	1288.2
70°	218.4	212.3	181.9	160.4	151.2	167.0	566.1	741.0	1355.5	1603.3	1003.5
72.5°	201.1	193.9	166.5	143.5	131.5	125.1	216.9	282.1	765.9	961.3	615.2
75°	175.7	172.2	148.9	129.9	116.9	101.0	137.6	157.1	366.3	441.5	308.7
77.5°	153.7	149.9	132.2	113.6	104.1	82.1	97.7	106.7	154.5	179.1	139.4
80°	112.6	116.4	111.5	100.3	92.9	64.5	65.7	73.2	91.8	101.6	85.2
82.5°	71.4	78.5	85.9	77.3	70.3	50.9	45.5	48.3	62.7	66.5	37.9
85°	29.9	30.4	49.9	47.1	40.2	30.2	27.4	28.9	33.5	35.0	17.6
87.5°	11.5	11.3	17.6	16.4	12.5	8.7	8.7	9.7	13.3	12.3	5.6
90°	0.0	0.0	0.0	0.0	0.0	0.0	0.0	0.0	0.0	0.0	0.0



REPORT NUMBER: P450310  
 CATALOG NUMBER: GLAN-SA1A-760-U-AFL

**CANDELA DISTRIBUTION (continued):**

	90°	95°	105°	115°	125°	135°	145°	155°	165°	175°	180°
0°	981.7	981.7	981.7	981.7	981.7	981.7	981.7	981.7	981.7	981.7	981.7
2.5°	985.1	966.9	930.8	886.1	853.3	816.5	784.0	760.7	752.0	747.9	740.3
5°	984.3	948.5	873.8	795.5	732.6	668.1	613.7	578.4	575.3	551.8	549.4
7.5°	984.6	929.8	810.9	695.8	599.8	533.8	488.8	477.1	463.0	459.4	461.2
10°	985.3	906.0	743.3	597.0	504.2	460.9	444.1	439.5	440.0	441.5	441.8
12.5°	986.3	883.0	673.3	522.1	450.5	432.6	430.8	434.9	439.2	442.5	443.3
15°	987.6	856.7	605.0	461.7	423.6	422.1	427.9	434.9	441.0	445.9	446.6
17.5°	986.1	826.0	547.7	424.6	408.8	416.2	425.9	434.6	440.2	444.8	445.3
20°	982.5	791.7	492.4	398.5	399.6	411.6	422.1	430.2	436.4	438.7	440.5
22.5°	968.7	750.8	444.3	378.3	388.6	405.2	417.7	422.6	415.7	410.8	412.1
25°	945.2	697.6	399.6	362.0	378.6	396.2	409.0	397.3	391.6	389.6	390.6
27.5°	915.7	639.2	365.8	344.8	365.8	386.3	382.7	380.6	378.1	374.7	375.5
30°	884.0	582.2	337.1	331.5	352.0	363.7	365.3	368.6	365.8	360.7	362.7
32.5°	854.6	528.5	315.4	320.3	342.3	340.5	352.0	355.8	342.8	325.6	326.4
35°	829.5	478.6	299.0	309.3	325.6	326.4	337.9	324.6	310.5	302.4	302.9
37.5°	810.6	439.7	288.3	299.8	304.4	314.1	308.0	301.1	299.3	293.7	293.9
40°	799.4	405.7	281.4	292.4	291.6	298.3	278.6	285.5	288.0	286.2	286.5
42.5°	788.1	381.6	274.2	282.1	281.9	268.8	264.5	270.4	277.0	277.8	277.3
45°	779.2	363.0	266.8	266.5	271.7	251.2	249.9	253.5	263.0	267.6	267.3
47.5°	769.2	347.4	255.5	248.4	249.9	240.2	238.1	239.7	251.2	258.6	260.7
50°	756.6	331.8	241.5	231.8	225.4	230.0	230.5	230.7	242.2	250.7	252.5
52.5°	746.7	320.0	225.4	218.2	210.5	220.8	224.6	225.1	232.0	238.9	240.2
55°	752.6	313.3	209.5	204.4	197.5	211.3	218.7	219.7	221.3	226.4	227.1
57.5°	770.2	314.9	196.7	190.1	184.9	200.0	212.6	213.3	212.3	218.4	219.5
60°	775.6	314.1	187.2	174.2	171.1	188.0	203.6	205.1	204.9	213.8	215.6
62.5°	753.1	304.4	177.8	160.9	158.8	175.7	191.1	197.2	198.5	211.3	213.6
65°	700.1	284.4	165.2	146.8	146.8	162.7	179.1	187.5	191.1	208.2	210.8
67.5°	630.3	260.9	152.5	134.8	134.3	150.2	166.3	175.0	180.6	203.9	205.4
70°	523.1	229.2	136.6	121.8	121.8	136.1	150.7	161.2	169.3	195.7	195.7
72.5°	358.4	190.6	117.4	106.9	107.2	120.5	135.3	147.1	156.8	179.3	179.8
75°	226.6	148.9	96.4	91.1	92.1	104.6	120.0	132.2	151.7	177.3	178.0
77.5°	120.5	104.6	76.7	75.5	76.7	88.2	105.4	122.3	152.2	153.7	151.2
80°	78.0	74.2	60.6	58.1	58.6	71.1	93.9	116.1	122.3	123.8	118.2
82.5°	42.5	47.1	43.0	40.4	40.4	55.5	80.1	92.3	87.7	72.9	69.6
85°	18.2	22.0	22.3	19.4	18.7	34.3	53.7	50.4	46.8	44.8	44.3
87.5°	5.1	7.2	7.2	5.4	4.1	9.5	10.7	3.1	0.0	0.3	0.5
90°	0.0	0.0	0.0	0.0	0.0	0.0	0.0	0.0	0.0	0.0	0.0

(END OF REPORT)